

# FM/AM Radio

---

## Operating Instructions

Before operating the unit, please read this manual thoroughly and retain it for future reference.

# SHOWER MATE

## ICF-S70

Sony Corporation ©1994 Printed in Taiwan, R. O. C.

You are cautioned that any changes or modifications not expressly approved in this manual could void your authority to operate this equipment.

## Precautions

- To avoid electrical shock, do not open the unit. Refer servicing to qualified personnel only.
- The nameplate indicating operating voltage, etc. is located at the rear.
- Avoid exposure to temperature extremes, excessive dust. Never leave in a car parked in the sun.
- Do not give a shock and strong vibration.
- Avoid leaving the unit for an extended period of time in a place subject to direct sunlight.
- Should any solid object or liquid fall into the unit, remove the batteries and have the unit checked by qualified personnel before operating it any further.
- Clean the unit with a soft cloth. Never use abrasive cleansers or chemical solvent, as they may damage the unit.

### Battery Warning

When the unit will not be used for a long time, remove the batteries to avoid undue battery discharge and damage to the unit from battery leakage.

### DO NOT IMMERSE IN WATER

This product is not meant to be immersed in water or come in continuous contact with water.

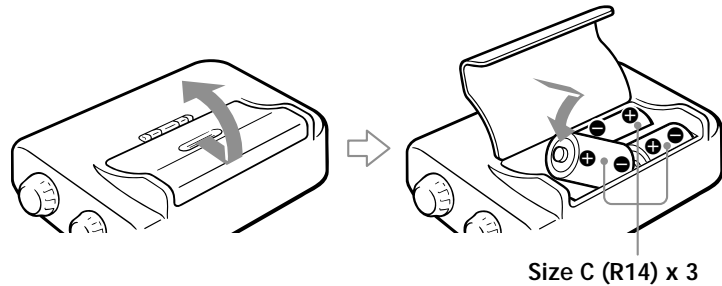
- Open the battery compartment lid with dry hands where water cannot fall into the unit.
- Do not use the unit in the water.
- The batteries themselves may be negatively affected by prolonged exposure to moisture. Therefore, it is recommended that the batteries periodically be removed, dried and inspected for corrosion.
- Do not expose the unit to water that is warmer than 70°C (158°F) for long time.
- When the unit gets wet or if you accidentally drop the unit into the water, wipe it with a soft cloth.
- Do not touch the unit with hands wet with soapsuds.

If you have any question or problem concerning your unit, please consult your nearest Sony dealer.

## Features

- Water-resistant: you can use in the bath room.
- Power saving: the power is automatically turned off after about 60 minutes.
- Tuning indicator

## Installing the Battery



- 1 Open the lid of the battery compartment.  
Before installing the batteries, be sure to wipe off drops of water on the radio.
- 2 Install the batteries.
- 3 Close the lid until it clicks.

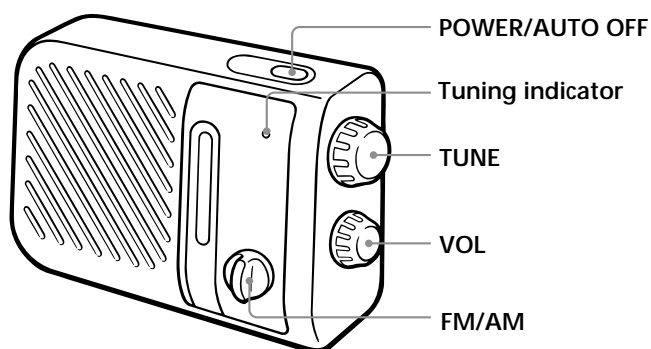
### Battery Life — using Sony SUM-2(NS)

When listening to	Battery life
FM	Approx. 78 hours
AM	Approx. 88 hours

### Knowing When To Replace the Battery

When the battery becomes low, the sound is weak or distorted. Replace all three batteries with new ones.

## Playing the Radio



- 1 Press POWER/AUTO OFF to turn on the radio.
- 2 Select band with FM/AM.
- 3 Tune in a station with the TUNE dial.  
When a station is tuned in, the tuning indicator lights up.
- 4 Adjust VOL (volume).

### To Turn Off The Radio

Press POWER/AUTO OFF again.

### When The Power Is Turned Off Automatically

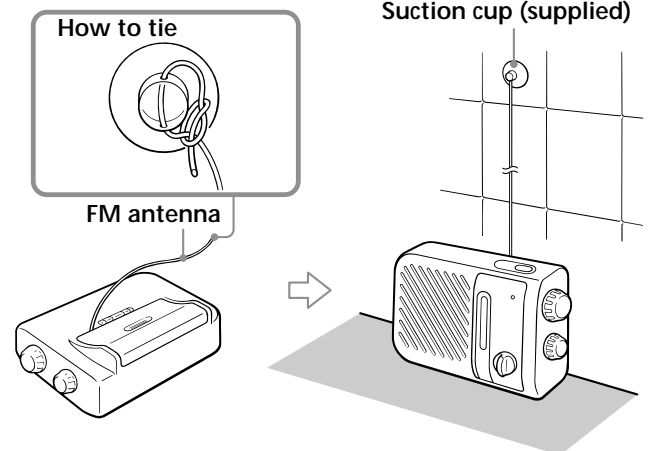
The radio is turned off automatically in about 60 minutes to prevent unnecessary wear of the batteries.

To listen to the radio continuously, press POWER/AUTO OFF.

## Improving the Radio Reception

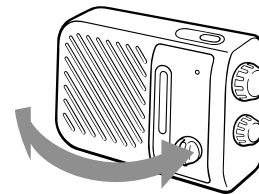
### FM:

Tie the FM antenna to the suction cup. Locate the FM antenna for optimum reception and stick the suction cup on the wall.



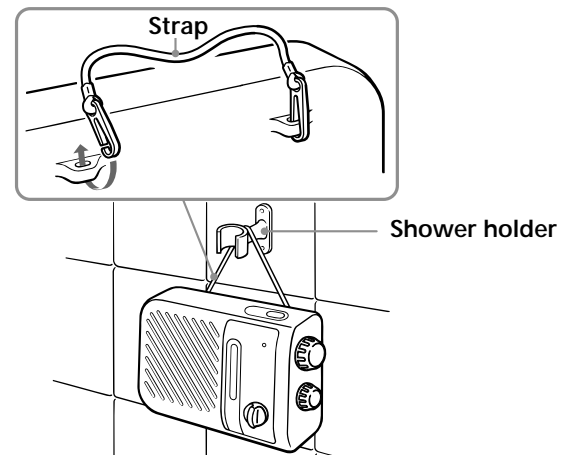
### AM:

Since the AM antenna is encased in the radio, rotate the unit horizontally for optimum reception.



## Hanging the Radio

Use the supplied strap.



### Note

The strap is only for hanging the radio and not for carrying it.

## Specifications

Frequency range FM: 87.6 – 108 MHz, AM: 530 – 1,605 kHz  
Speaker Approx. 7.7 cm (3/8 inches) dia. Power output 250 mW (at 10% harmonic distortion) Power requirements 4.5 V DC, three size C (R14) batteries Auto power off Approx. 60 minutes  
Dimensions Approx. 205 x 134.5 x 61.7 mm (w/h/d) (8 1/8 x 5 3/8 x 2 1/2 inches) Mass Approx. 575 g (1 lb. 4 oz), incl. batteries  
Supplied accessories Suction cup (1), Strap (1)

Design and specifications are subject to change without notice.